

Classic

UPDATES & MONTE NEWS



WELCOME

This issue of Classic Updates and Monte News is, as you would expect, concentrating on the 2026 Monte. But there are also a couple of unusual pieces this month. One is on the For Sale page. It is a Peugeot 404 which is a rare car and I think it would make an excellent rally car for someone looking for a project. In its day the Peugeot 404 had a distinguished rally career, winning the Safari Rally four times. The car for sale is complete but needs a rebuild. A worthwhile winter project for the right person.

The other one is a design concept for a drive through Motorsport Museum. Earlier this year I had the pleasure of advising a final year honours student at the Duncan of Jordan College of Art (Dundee University). It was a fascinating project and was presented at the Degree Show in May. It received an excellent response and the student was awarded a good Honours degree.

For those of you who have been waiting for news of the ADO coupe, it is now ready for production. If you want to turn your MG Midget or Austin Healey Sprite into a beautiful light weight coupe, then this should be your next project.

You will also find the next part of the Rallye Preparation series from a seasoned competitor, Oliver Tomlins as well as Monte Updates. There is the usual ERDC calendar and other club events for classics. Something of interest for everyone.



Douglas Anderson

dglanderson1@yahoo.co.uk



ORDER BOOK OPENS



The ADO project has had a long gestation period but we wanted it to be right before we offered it to potential customers. We are now in a position to take orders for this unique set of panels to transform your Midget or Sprite into a beautiful light weight coupe.

Contact ADOautoworks@gmail.com



DRIVE THROUGH MOTORSPORT MUSEUM

Earlier this year I was approached by Gary Kennedy, who is a lecturer at Duncan of Jordanstone College of Art (Dundee University) and whom I have known for a long time. Gary produced the drawings and model of the proposed Rest and be Thankful Heritage Centre which many of you will remember. Knowing my interest in design and motorsport, he asked if I would be willing to assist one of his students who had come up with the idea of a Drive-through and walk-in Motorsport Museum for the final piece of work for his Honours Degree in design. I jumped at the prospect.



When I first met Yu Fan Ho I was impressed by his enthusiasm and diligence. He proved to be an extremely hard-working student who had some great ideas. I met with him a few times and helped him to firm up his ideas. I am sure you will agree that the final presentation, which was presented at the Degree Show in May, is very impressive.

The following pages are from the Degree Show catalogue. They are a summary of the what he called the 'Traction Project'.



Yu Fan Ho tractions.

website: hoyufan9868.wixsite.com

email : hoyufan9868@gmail.com

The Tractions project is a combination of a drive-thru and walk-in motorsport museum that showcases historical and contemporary motorsports.

This includes the British Touring Car Championship (BTCC), Hill Climbs, Monte Carlo and Rally as well as various vintage, super and hyper car models.

The site has a connection to the past as a former Michelin tyre factory and the interior of the drive-thru museum reflects a Scottish motorsport heritage, with the scheme's colours being blue and white.

The design philosophy is based on Michelin tire treads from two motorsports: wet circuit and gravel tyres.





JOHN O GROATS

1926 - 2026



AN
INVITATION
TO RECREATE
MONTE
HISTORY

Contact:
dglanderson1@yahoo.co.uk



100
RALLYE AUTOMOBILE
MONTE CARLO

LATEST PRESS RELEASE FROM ACM
(English version from page 3)



DES NOUVEAUTÉS POUR 2026 !
NEW FEATURES FOR 2026!



Cher(e) Concurrent(e),






C'est avec plaisir que nous vous communiquons en avant première les nouveautés de la prochaine édition du Rallye Monte-Carlo Historique.

LES GRANDES CARACTERISTIQUES

Nouvelles dates:

L'épreuve aura lieu du samedi 31 janvier au samedi 07 février 2026, et non plus d'un mercredi à un mercredi.

Villes de départ

- **Jeudi 29 janvier : John O' Groats     **
- **Dimanche 1er février : Bad Hombourg DE, Barcelone EA, Milan IT, Monte-Carlo MC et Reims CP**

Modèles éligibles

Sont éligibles les véhicules ayant participé à un Rallye Monte-Carlo depuis l'origine jusqu'en janvier 1986 (liste en pièce jointe).

Et surtout :

- **Les Spéciales de régularité se dérouleront sur routes fermées avec deux moyennes distinctes * ;**
- **Casque homologué C.E. obligatoire sur routes fermées ;**

- **Classement par moyenne selon la moyenne choisie ;**
- **La soirée de Gala sera incluse dans l'engagement ;**
 - **Droits d'engagement : 6800€.**



Publication du pré-règlement & ouverture des inscriptions : mercredi 03 septembre 2025.



Le parcours de la prochaine édition sera dévoilé dans les prochaines semaines. Restez connectés.

Bien cordialement,

Le Comité d'Organisation

Dear Competitor,




We are pleased to share with you a preview of the new features for the next edition of the Rallye Monte-Carlo Historique.

KEY FEATURES

New dates:

The event will be held from **Saturday 31 January to Saturday 07 February 2026**, instead of Wednesday to Wednesday.

Starting Cities

- Thursday, January 29: John O' Groats     
- Sunday, February 1: Bad Homburg DE, Barcelona EA, Milan IT, Monte-Carlo MC, and Reims CP

Eligible Vehicles

Vehicles that participated in a Monte-Carlo Rally from its inception **until January 1986** are eligible (list in attachment).

And specially:

- The Regularity Stages will take place on closed roads, with two distinct average speed categories *;
- CE-approved helmet mandatory on closed roads;
- Classification by average speed according to the chosen category;
- The Gala evening will be included in the entry fees.
 - Entry fees : €6800



Publication of the pre-regulations & opening of entries: Wednesday 03 September 2025.



The route of the next edition will be revealed in the coming weeks. Stay tuned.

Best regards,

The Organising Committee

****sous réserve des autorisations administratives /
subject to administrative approval***



AUTOMOBILE CLUB DE MONACO

23, Boulevard Albert 1er - Monaco

Suivez-nous / Follow us

@automobileclubmonaco

#RallyeMonteCarlo

Historique



[Se désinscrire](#) / Unsubscribe



ANNIVERSARY MONTE 100 CLASSIQUE

To mark the 100th anniversary of the first Start of the Monte Carlo Rallye from John O'Groats in the far north of Scotland, we are pleased to announce this very special classic car event, The Anniversary Monte 100 Classique. From John O'Groats we shall drive to the Principality of Monaco following in the tracks of the pre-war Montes, taking in many of the famous cols and passes in the French Alps. Like the Montes of old, the goal is simply to reach Monte Carlo in time for the party. No overnight driving is involved in this event and it is open to pre-war cars from 1924-1939 and post-war cars from 1948-1986.

The Classique will depart from the world famous sign post at John O'Groats on the morning of Thursday 29 January 2026 and follow the Rallye Monte Carlo Historique competitors to Reims, visiting their Passage Controls en route. There will be an overnight halt on 29 January at the Doubletree Hotel, North Queensferry. On Friday 30 January we will make our way through the Borders and the North of England to a Passage Control in York and then on to Hull for the overnight ferry to Rotterdam. On Saturday 31 January, after disembarking from the ferry, we will take the road to Reims where we will have an overnight halt. On 1 February we will have the opportunity to visit the Reims scrutineering venue, view the Reims Starters and take in the atmosphere before setting off, in advance of the Historiques. After driving across France we navigate the high Alps then down to the coast and finally to Monaco and the warmth of the Mediterranean winter sun. On Wednesday 4 February you will have the opportunity to drive the traditional Mountain Circuit behind Monaco, finishing at the Col de Turini in time for lunch. In the evening there will be a glittering black tie dinner and prizegiving in the restaurant of the Automobile Club de Monaco. A glamorous finale to a truly memorable event.

When you 'sign on' at John O'Groats you will receive a roadbook; rally plates; anniversary stickers; gifts and mementos. The entry fee includes the pre-rallye dinner at John O'Groats; overnight accommodation with breakfast in a twin/double room at the Doubletree Hotel, North Queensferry; overnight ferry crossing from Hull to Rotterdam including cabin; two nights in a twin/double room at the five star Fairmont Hotel, Monaco and an invitation to the black tie dinner and prizegiving at the Automobile Club de Monaco.

We would like to thank the Automobile Club de Monaco for their help and support in making this event possible. The team look forward to welcoming you to John O Groats where your Monte adventure begins.




Marc Hanson's MG YB in parc ferme in Monte Carlo.

Monte Prep

DETAILED GUIDE TO PREPARATION

Oliver Tomlins



Spares and tools

A) Prerequisites

The vehicle and crew must be prepared for a 3000mile event in Mid-winter on challenging roads. You must comply with the legislation and Highway Codes in France and any other countries you may pass through.

Checklist

- Insurance for crew and vehicle (i.e.. necessary car insurance, recovery and breakdown insurance, personal health insurance.)
- Necessary documents and emergency contacts.-Passport, vehicle registration documents including insurance green card, driving licences.
- Communications equipment – Mobile phone suitable for use in Europe and charger,
- Finance. – Cash and small denomination coins, Credit / debit card.
- Bookings – Stored on mobile phone and back up paper copies of any bookings made for ferries, hotels, restaurants etc.
- Navigation equipment – Maps and digital navigation, suitable lighting for map and document reading.
- Medical – any required personal medicines - suggest carrying a copy of any relevant prescriptions.
- Luggage with Personal clothing and personal care needs!
- Work clothes and PPE suitable for the weather conditions anticipated.(Ice /Snow, rain, wind, sun and dark)

If there is any room and weight left, then what else could be carried?

B) Considerations

- There will be some night driving on minor wintry Alpine roads. Headlamps and spots need to be up to scratch.
- Any maintenance required may need to be done will be at the roadside in poor weather (Rain, cold, ice and snow in parts, and possible in the dark.)
- Maintenance is likely to be :
 - Immediate weather related requirements (de-icing, fitting chains, water protection for electrics. If you are lucky sun visors and sun glasses may be required)
 - Daily /weekly checks.(i.e. tyre pressures, oil and water levels, washer fluids, brake fluid level, lighting bulb changes, tappet adjustment, distributor points clearance, etc.)
 - Distance related (i.e. brake condition, clutch adjustment, spare fuel container, fan and dynamo/alternator belts, tyre condition.)
 - Major Failure of components (Exhaust system, half shaft, dynamo/alternator, gearbox, head gasket, water pump, steering / suspension, electrical , coil, ignition switch distributor) and any known or suspect items not replaced prior to event.
 - Accident Damage - as in d) above plus bodywork, wheels, radiator)

Requirements

- The crew need to assure themselves that they have sufficient resources to reasonably address
- on route routine maintenance
- unplanned roadside maintenance/ repair.
- Resources to request help from, sweeper crew, to request professional garage recovery and repair or transportation

- Most importantly to request personal and medical assistance.
- Therefore tools and spares to be carried should address the following:
- Clothing and PPE to address issues above.
- Spares (mostly small items)
- Minimum hand tools to enable work in maintaining and fixing items
- Mandatory kit -breathalyser, gilets jaunes (fluorescent vests to be carried in car) , warning triangle, spare bulbs, headlight beam deflector.

Most vehicles entered into this event will have limited space especially when two or more are included and the additional kit will affect the performance and reliability of the vehicle.

Having too much will not help the crew find the needed tool or bit either. Therefore the list here is to be considered carefully and any additions or deletions consciously made by the crew. The idea is to be able to do roadside work unassisted in a timely manner to enable the journey to be continued.

D) Spares to be considered.

Note you may wish to rely on supply for some of these from on-route fuel stations.

- Two x Spare wheels ready for use.
- Chains/Socks for driven wheels (mandatory on certain roads)
- Warning triangle (mandatory)
- Yellow jackets (Gilets Jaune) for each crew member (mandatory and must be inside the car)
- Spare bulbs (mandatory)
- Breathalyser kit (x two) (mandatory)
- Headlight beam convertors (mandatory)
- 10 litre suitable fuel
- Bottle of fuel octane booster where applicable
- 5 litre washer fluid + Washer fluid concentrate.
- Non Pressurized de-icer + windscreen scraper.
- Small can engine oil for top up.
- Small can brake fluid for top up
- Small bottle gearbox/axle oil c/w filler tube.
- Fuel / oil funnel
- Non pressurized WD40
- Thread sealant tape
- Small oil can (3 in 1)
- 2 x Radiator sealer
- Fuel tank putty.
- Small roll of soft steel wire for exhaust temporary repair.
- Bag of assorted tie wraps
- Spare batteries for electrical equipment
- New fan / dynamo/alternator belts
- Spare heater/radiator hoses and clips.
- Spare exhaust clamps and any suspect hanger rubbers.
- Spare fuses .
- Small role of electrical insulated wire
- Spare nuts and bolts –including exhaust manifold, dynamo / alternator mounts, wheel nuts/studs, cyl head stud and nut..
- Spare self tappers

- **TWO** rolls quality Duct Tape.
- Two rolls of quality insulation tape.
- Tube of General purpose contact adhesive.
- Small tub vaseline
- Roll of kitchen foil (radiator screen and fuse repair)
- Roll of paper wipes
- Spare distributor cap c/w plug and coil leads, spare rotor, and condenser.
- Spare spark plug(s)
- Spare coil.
- Small tarpaulin for working on vehicle.
- Roll of bin liners for rubbish.

Tools to be considered.

- Wheel brace suitable for vehicle
- Car jack (size space and usability?)
- Reliable tyre pressure gauge.
- Small socket set (suitable for vehicle threads- whitworth, AF, Metric? suggest in soft case. Range from 3/8 AF to 3/4 AF??)
- Small set of appropriate combination spanners (Range from 3/8 AF to 3/4 AF??) suggest in a soft case.
- Set of blade and star screwdrivers (including for fine electrical work)
- Soft hammer for bodywork or knock on wheels.
- GP hammer
- Podger
- Lever bar
- Two adjustable wrenches (approx. 6 in and 12 inch)
- Hack saw blades for steel and pad saw handle.
- Pliers - one needle point, one normal, one small wire cutter.
- Feeler gauges (for Points in distributor and plug gapping)
- Set of small "Allen Keys" to match vehicle threads.
- Tow rope c/w 2 x suitable shackles
- Jump leads or power pack.
- Battery work light/inspection light. (do you need a light in the boot?)

C) Conclusion

Please review the above suggestions and depending upon the reliability of the vehicle and any known issues prepare your tools and spares list on a need / risk basis. Some vehicles (e.g. Midget) will be challenged to carry very much both from a space and from a weight point of view and may have to reduce the wish list.

The choice of two spare wheels is based upon the need to have a usable spare at all times. Remember that some roads will be snowy and icy and relatively remote as well as being in the dark. Small rocks on the road are quite frequent and very tyre damaging!! Getting a tyre repaired or source another will be difficult in cost and time outside the UK especially during overnight run and on Sunday. You may consider tyre inner sealant as a possible alternative, but this will need an applicator and tyre pump as well.



EVENTS TO LOOK FORWARD TO

Look out for the ERDC Stand at the following Shows.

Craufurdland Castle Show 23-24 August and **ERDC Touring event** Details to follow. [Buy tickets – Lombard Rally Festival Craufurdland Castle 2025 - Static Display entry for Invited Clubs for a minimum of twenty cars. – Craufurdland Castle, Kilmarnock](#)

AUTOSOLOS

“Scottish Sporting Car Club would like to invite Ecosse Rally Drivers Club members to our AutoSolos. We run most of our events at Ardeer, near Stevenston but two are run at the Forrestburn Speed Hill Climb track. The dates are on our website under Events. You will find the current Regulations there as well. Sample route diagrams can also be found under the Events tab. [Scottish Sporting Car Club – Motorsport for Everyone](#) If any of your members would like to enter the next event, we would be pleased to accept their entry. All entries are done via the RallyScore website. [RallyScore](#)”



CCHMSC Events

7 September 2025 Tour of the Trossachs

5 October 2025 Tour of the Borders

Details on the Club website [Caledonian Classic and Historic Motorsport Club](#)

FOR SALE

Peugeot 404



The Peugeot 404 is about the same size as a Ford Cortina but far more advanced in terms of its design. Suspension-wise it has rack and pinion steering and coil springs all round. Although it has a live axle it is fitted with a Panhard Rod to help with its location. Its engine is also much more advanced than Ford's 4 cylinder unit. For the right person

this car which is for sale could make an interesting rally car project.

The car is straight and is complete but it does need a rebuild. The current owner would like to think that someone would like to bring it back to life. He does not want to see it broken up.

Contact Robert Laird Phone 07790 081741

Email robertlaird34@hotmail.com

POSTER FROM THE PAST

